

Product
sheet





Delivery delays
8 weeks

Materials

Fluted brass, mouth blown glass sculpted with a diamond saw




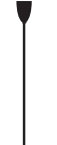


Available finishes

 Brass	Polished lacquered Polished unlacquered	Brushed
 Nickel	Polished lacquered	Brushed

Available colors
For the glass

 Enamel Soft White	 Rich Grey	 Opale Grey
 Mustard Yellow	 Soft Rose	 Jade Green

Dimensions

 H. 900 mm W. 252 mm 4 kg	 H. 1100 mm W. 252 mm 4,2 kg	 H. 1300 mm W. 252 mm 4,4 kg	 H. 1500 mm W. 252 mm 4,6 kg	 H. 1750 mm W. 252 mm 4,8 kg	 H. 1900 mm W. 252 mm 5 kg
---------------------------------------------------------------------------------------------------------------------	-------------------------------------------------------------------------------------------------------------------------	-------------------------------------------------------------------------------------------------------------------------	-------------------------------------------------------------------------------------------------------------------------	---------------------------------------------------------------------------------------------------------------------------	-------------------------------------------------------------------------------------------------------------------------

Glass dimensions

H. 350 mm
W. 252 mm

Light sources

1 x Led G9 / 5W. 220V

Class 1

Certifications

EC declaration of conformity

Notes

- Bulbs are optional
- Additional charges for any changes or special orders
- As our lamps are handcrafted, the dimensions and finishes may vary slightly from one model to another
- As the glasses are mouth blown, the colors may vary slightly from one model to another

Fixing options

Regular thread guard



H. 110 mm
Ø. 80 mm

Plate



H. 4 mm
Ø. 150 mm

Reclining plate



H. 4 mm
Ø. 150 mm