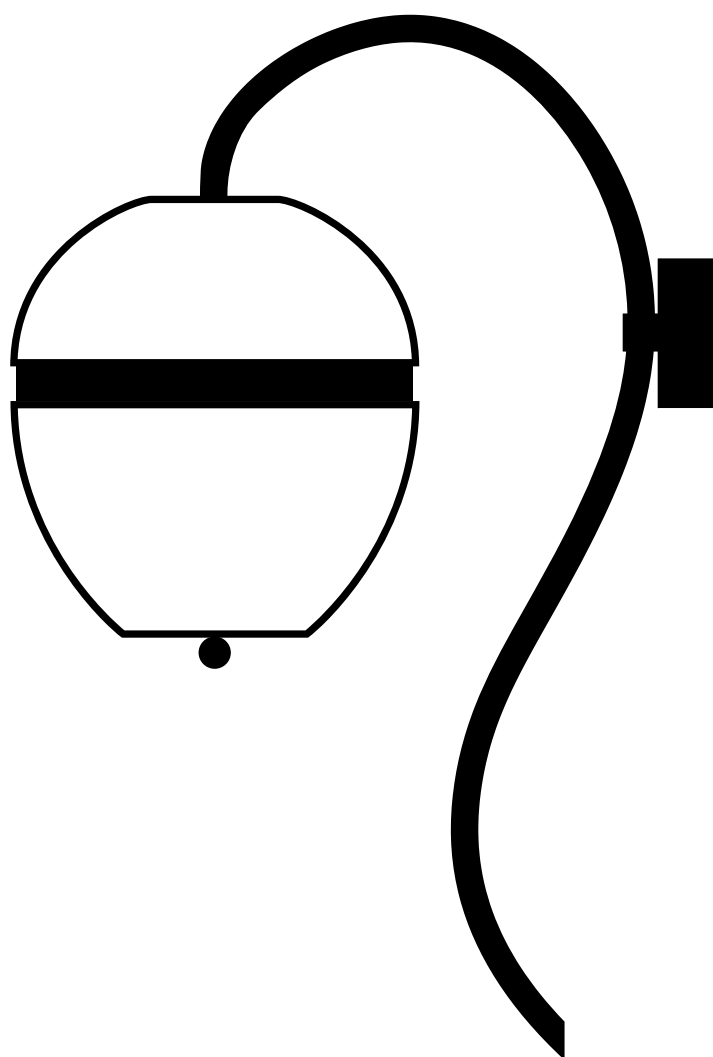



Product
sheet




Delivery delays
12 to 14 weeks


Materials

 Brass

 Mouth blown glass sculpted with diamond saw

Available finishes

 Lacquered polished brass (retains its golden appearance)

 Unlacquered polished brass (acquire the matte patina of antique brass over time)

Available colors
For the glass

 Enamel Soft White

Dimensions



H. 620 mm
W. 250 mm
4,8 kg

Glass dimensions

H. 270 mm
W. 250 mm

Light sources

1 × Led G9 / 5W. 220V

Class 1

Certifications

EC declaration of conformity

Notes

- Bulbs are optional
- Additional charges for any changes or special orders

- As our lamps are handcrafted, the dimensions and finishes may vary slightly from one model to another
- As the glasses are mouth blown, the colors may vary slightly from one model to another

Thread guard dimensions



D. 30 mm
Ø. 100 mm

Electrical connection options



Cable integrated in the thread guard



Visible cable



Visible cable and switch