


Installation
instructions



Instructions

- Must be installed by a professional
- Handle items carefully
- Use appropriate screws and equipment
- Wear gloves during installation

Assembly time

0h10

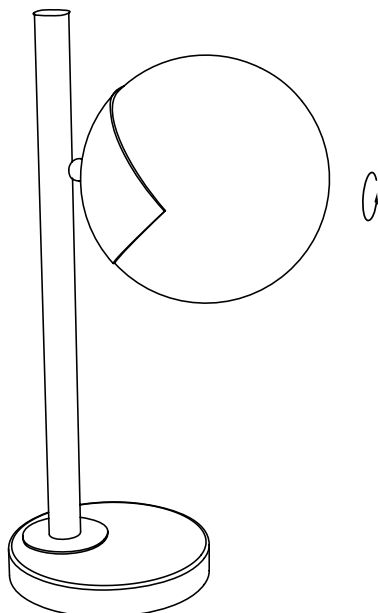
Number of people required

1

To set the lamp, follow thoses steps in this order : 2 - 3

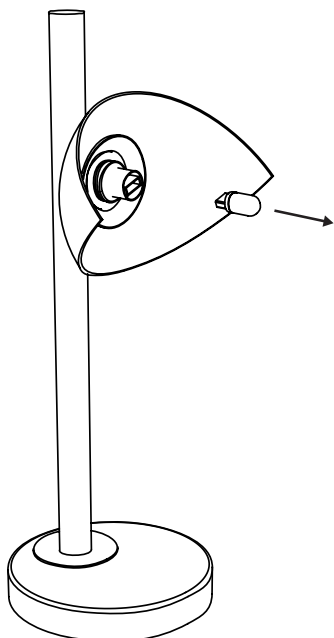
1

To change the bulb, unscrew the glass globe gently.



2

Replace the bulb by pulling it.



3

Screw the glass globe until
resistance.

Warning ! Do not tighten more
than natural resistance.

