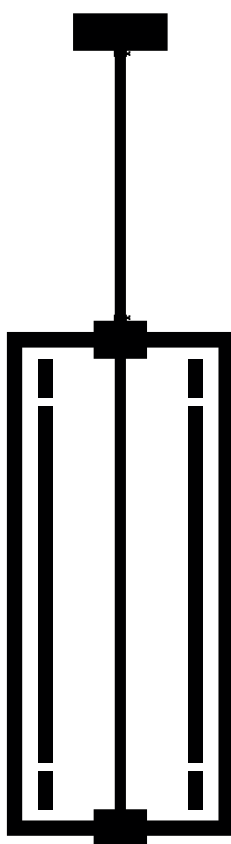


Product
sheet



Delivery delays

8 weeks

Materials



Brass



Glass

Available finishes

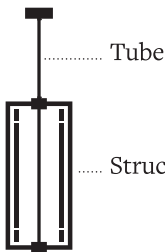


Lacquered polished brass (retains its golden appearance)



Unlacquered polished brass (acquire the matte patina of antique brass over time)

Dimensions



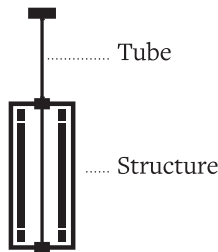
Tube

Option 1

Tube
H. to define

Structure

Structure
H. 696 mm
W. 300 mm
10 kg



Tube

Option 2 - opalin glass

Tube
H. to define

Structure

Structure
H. 696 mm
W. 300 mm
10 kg

Light sources

6 x LED tube T8 / 8W. 220V

Class 1

Certifications

EC declaration of conformity

Notes

- Option 1 : led tube only
- Option 2 : led tube lined with an opalin glass tube (for a softer light)
- LED tubes are provided

- Additional charges for any changes or special orders
- As our lamps are handcrafted, the dimensions and finishes may vary slightly from one model to another

Fixing options

Plate



H. 4 mm
W. 150 mm

Regular thread guard



H. 60 mm
W. 150 mm

Reclining plate



H. 4 mm
W. 150 mm